

Whacky Do Re Mi

by
Teresa Jennings

An Important Notice About Your Rights To Duplicate

With the purchase of this product, you (one teacher or director) may legally duplicate the reproducible singers' pages for use with your singers, no matter how many singers you have, even if you work in more than one school or with more than one congregation. Permission to duplicate and/or share the music, reproducible pages, or recording with anyone else is **not** granted and is considered a copyright infringement. Permission is granted to duplicate the accompanying recording for back-up purposes only.

Please don't teach your singers to steal.

The people who write and publish this music depend on its sales for their livelihood. Not only is it illegal for you to freely duplicate their work without their permission, it is also unfair and it sets a bad example for your singers. We will always fight for your rights to better pay and working conditions, and as one of the few publishers of children's music, we invest most of our profits in new music and resources for you. We also take care to provide real value in our products. In return, we ask for your support of our rights.

Thank you.



P. O. Box 26627
Wauwatosa, WI 53226

Whacky Do Re Mi

for vocals and pitched percussion in C

Teresa Jennings

HIP HOP (♩ = 88) (♩ + ♩.♩ = ♩³)

+ CLAPS

N.C. (NO PIANO)

(+ ELECTRONIC CLAPS)

f DRUMS - HALFTIME HIP HOP

FILL -

2 BASSES IN OCTAVES

(5) f CLAPS CONTINUE

Sol mi la sol mi.

Sol sol mi la sol mi.

* TREBLE CLEF = BOOMWHACKERS[®], XYLOPHONES, OTHER MALLETS, PITCHED PERCUSSION, OR KEYBOARDS

f

FILL -

(9) (UNISON 1ST TIME)

Do. I make my cook-ies out of do. Re. Like on a

(SING 2ND TIME)

Do.

Re.

GUITAR - FUNKY FILLS IN HOLES

*USE ANY OR ALL INSTRUMENTS, AS YOU WISH. ADJUST OCTAVES AS NEEDED. ELIMINATE THIS LINE ENTIRELY, IF YOU PREFER. THE PIECE WOULD BE FINE WITH JUST VOCALS.

Whacky Do Re Mi

The musical score is arranged in three systems, each with three staves. The first staff of each system is for vocal part I, the second for vocal part II, and the third is a grand staff for piano accompaniment. The lyrics are written below the vocal staves.

System 1:

Vocal I: sun - ny, sun - ny day. Mi. There's no one else I'd rath-er be.

Vocal II: _____ Mi. _____

System 2:

Vocal I: Fa. Sing out your fa la la! Sol. Like a so - lo.

Vocal II: Fa. _____ Sol.

System 3:

Vocal I: Woh woh woh. La. Like in la - va. Makes my la - va lamp glow.

Vocal II: Woh woh woh. La. La - va lamp glow.

The piano accompaniment includes a circled number 17 in the first system and a "FILL - - -" marking in the second system.

Whacky Do Re Mi

Part I

Ti. Have a cup of ti with me. And we'll sip it with our cook-ies made of

Part II

Ti. Ti with me. And we'll sip it with our cook-ies made of

First Ending

do. do. Yes, we'll sip it with our cook-ies made of do. Oh, we'll

Second Ending

do. Yes, we'll sip it with our cook-ies made of do. Oh, we'll

Fill-ins

FILL - FILL - FILL -

Solo and Divisi

sip it with our cook - ies made of... **SOLD:** Sol mi la sol mi. ...do!

sip it with our cook - ies made of... **OPT. DIVISI** ...do!

Drums and Final Fill

(DRUMS CONT.) FILL -

Whacky Do Re Mi

Teresa Jennings

HIP HOP (♩ = 88) (♩ + ♩ = $\overset{3}{\text{♩}}$) **4**

The musical score is written in 4/4 time with a key signature of one flat. It consists of eight staves. The first staff includes a tempo marking 'HIP HOP (♩ = 88)' and a note value equivalence '(♩ + ♩ = $\overset{3}{\text{♩}}$)'. A circled '4' indicates the time signature. The second staff begins with a repeat sign and a circled '5'. The third staff begins with a circled '9'. The fourth staff features a forte 'f' dynamic marking. The fifth staff begins with a circled '17'. The sixth staff contains a first ending bracket labeled '1.'. The seventh staff contains a second ending bracket labeled '2.'. The eighth staff concludes the piece with a double bar line.

Whacky Do Re Mi

HIP HOP (♩ = 88)

Teresa Jennings

2 + CLAPS

(5) *f* CLAPS CONTINUE

Sol mi la sol mi. Sol sol mi la sol mi.

(9) (UNISON 1ST TIME)

Do. I make my cook-ies out of do. Re. Like on a

(SING 2ND TIME)

Do. Re.

sun - ny, sun - ny day. Mi. There's no one else I'd rath - er be.

Mi.

(17)

Fa. Sing out your fa la la! Sol. Like a so - lo.

Fa. Sol.

Whacky Do Re Mi

I Woh woh woh. La. Like in la - va. Makes my la - va lamp glow.

II Woh woh woh. La. La-va lamp glow.

I Ti. Have a cup of ti with me. And we'll sip it with our cook-ies made of

II Ti. Ti with me. And we'll sip it with our cook-ies made of

I 1. do. 2. do. Yes, we'll sip it with our cook-ies made of

II do. Yes, we'll sip it with our cook-ies made of


I do. Oh, we'll sip it with our cook-ies made of... Sol mi la sol mi. ...do! **SOLO:** **ALL, OPT. DIVISI**

II do. Oh, we'll sip it with our cook-ies made of... ...do! **OPT. DIVISI**

Whacky Do Re Mi

Sol mi la sol mi.
Sol sol mi la sol mi.

Do. I make my cookies out of do.
Re. Like on a sunny, sunny day.
Mi. There's no one else I'd rather be.
Fa. Sing out your fa la la!
Sol. Like a solo. Woh woh woh.
La. Like in lava. Makes my lava lamp glow.
Ti. Have a cup of ti with me.
And we'll sip it with our cookies made of do.



Sol mi la sol mi.
Sol sol mi la sol mi.

part 1:

Do. I make my cookies out of do.
Re. Like on a sunny, sunny day.
Mi. There's no one else I'd rather be.
Fa. Sing out your fa la la!
Sol. Like a solo. Woh woh woh.
La. Like in lava. Makes my lava lamp glow.
Ti. Have a cup of ti with me.
And we'll sip it with our cookies made of do.

part 2:

Do.
Re.
Mi.
Fa.
Sol. Woh woh woh.
La. Lava lamp glow.
Ti. Ti with me.
And we'll sip it with our cookies made of do.

all:


Yes, we'll sip it with our cookies made of do.
Oh, we'll sip it with our cookies made of...

solo:

Sol mi la sol mi.

all, optional divisi:

...do!



Notes for Whacky Do Re Mi

There are two reasons we created this song. First, to provide a contemporary option to that old familiar song, “Do Re Mi.” And second, we know that lots of you have sets of Boomwhackers® (those colorful pitched tubes) to use in your classrooms.

The song is in the key of C, which is perfect for Boomwhackers®. We have also designed the part to work for any C instrument, such as xylophones, glocks, or keyboards. The part is written in treble clef and is indicated on the piano/vocal score. For your convenience, we have also included it as a separate reproducible part. And, as we indicate on the music, if you don’t wish to use any percussion at all, the song will work fine with vocals only.

Set in a hip-hop style, we feel certain that your students will enjoy this updated solfege tutorial. Beginning with the phrase “sol mi la sol mi,” we are reminded of that oh-so-familiar call of childhood. The call is echoed (optionally) in Boomwhackers® and/or pitched percussion. (This part is doubled by marimba on the instrumental version, so even if you don’t use it, it’s covered.)

The lyrics are light and a little bit silly, hence easy to remember. If your students would like to add movement to the song, pantomimes of the pertinent descriptive phrases might be fun. In any event, we’re pretty sure most kids will feel compelled to move to the beat whether it’s choreographed or not.

On the repeat at measure 9, there is an optional

second part. This is nothing more than a sustained statement of the solfege pitches and words. As part singing goes, it doesn’t get much easier.

Two measures from the end, the vocal ensemble lines are interrupted for one measure by a solo. (Pick someone self-assured if you are using the song in performance.) Everyone joins back in at the last bar for a divisi presentation of the final “do!” Even the Boomwhackers® are divisi, if you like.



If you would like to use some non-pitched percussion instruments, we have included a simple ostinato (see below). As a matter of fact, this tune would be a lot of fun if performed with just the Boomwhackers®; some pitched Orff instruments, especially marimbas, xylos, and bass bars; and the unpitched percussion. You could also add guitar and/or autoharp to this mix for fun.

When using the unpitched percussion, feel free to substitute and adapt as you like. Congas for frame drum, maracas for shakers, jingle sticks for tambourine – these are all fine. Just have a good time!

For extra reinforcement, be sure to check out the great bonus video included with this Singles Reproducible Kit. The engaging visuals created by Bill Belongia illustrate this concept beautifully. Plus, the video is just plain fun to watch!

Note: Boomwhackers® and products and information about them can be found on our

web site at MusicK8.com



	Measure 1	Measure 2	Measure 3	Measure 4
Frame Drum	Quarter, Quarter, Quarter, Quarter	Quarter, Quarter, Quarter, Quarter	Quarter, Quarter, Quarter, Quarter	Quarter, Quarter, Quarter, Quarter
Small Shaker	Quarter, Quarter, Quarter, Quarter	Quarter, Quarter, Quarter, Quarter	Quarter, Quarter, Quarter, Quarter	Quarter, Quarter, Quarter, Quarter
Wood Block	Quarter, Quarter, Quarter, Quarter	Quarter, Quarter, Quarter, Quarter	Quarter, Quarter, Quarter, Quarter	Quarter, Quarter, Quarter, Quarter
Rhythm Sticks	Quarter, Quarter, Quarter, Quarter	Quarter, Quarter, Quarter, Quarter	Quarter, Quarter, Quarter, Quarter	Quarter, Quarter, Quarter, Quarter
Tambourine	Quarter, Quarter, Quarter, Quarter	Quarter, Quarter, Quarter, Quarter	Quarter, Quarter, Quarter, Quarter	Quarter, Quarter, Quarter, Quarter